



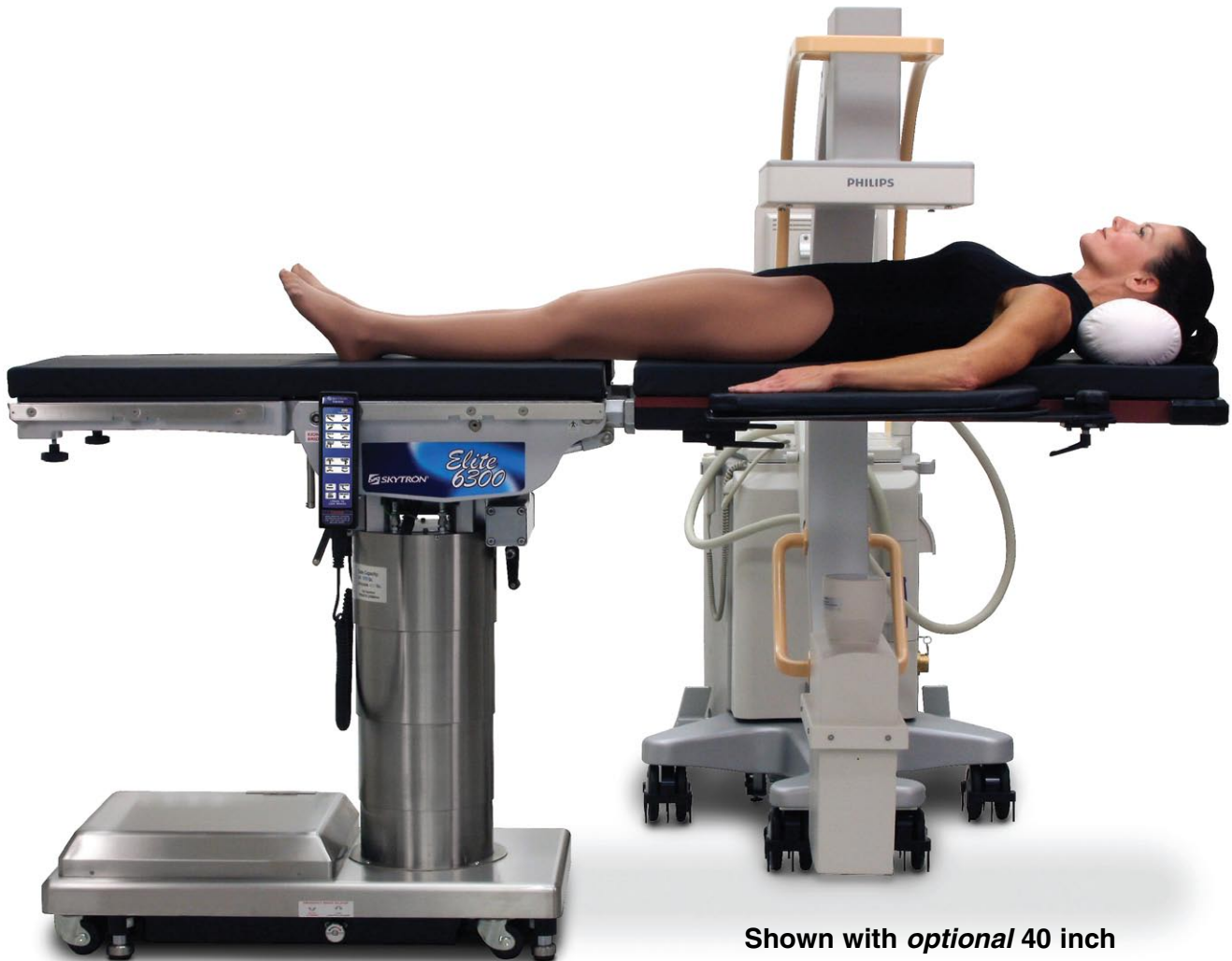
Elite 6300 Surgical Table



Value Driven Reliability
Powerful • Versatile • Full Body Imaging

Skytron's Elite 6300 Value Driven, Design Leadership with Utmost Reliability

Skytron's Elite 6300 surgical table is designed to deliver optimum value, versatility and reliability. From its powerful 1,000 lb. lift and 600 lb. articulation capacity to its full body imaging capability and enhanced C-Arm access, the Elite 6300 improves workflows, efficiency and patient safety for general purpose and most specialty procedures, while optimizing O.R. start times and throughput.



Shown with *optional* 40 inch
Carbon Fiber Extension

Skytron surgical tables have the highest clinical satisfaction ratings for performance, reliability, serviceability and lowest cost of ownership. The Elite 6300 provides versatile table functions for today's most demanding procedures, including automatic return-to-level and beach chair position.

Exclusive 210° Rotating Top Reduces Set Up Times & Maximizes Imaging Flexibility

The Elite 6300 surgical table's 210° rotating top provides uncommon positioning flexibility for all general purpose and most specialty procedures, providing greater imaging windows and patient to table orientation which is always correct with respect to the table and pendant control.



Durable Back-Lit, One Touch Pendant Control

- Simple One Touch Operation
- Back-Lit Control for High Visibility in Low Lighting
- Anatomically Correct Return-to-Level
- Anatomically Correct Beach Chair Position
- Recessed Buttons Eliminate Accidental Activation
- Exceptionally Durable, Water Resistant
- Can be used in conjunction with optional Three Function Foot Control
- Pendant Rebuild Exchange Program



Removable leg section optimizes image flexibility options, including 40 inch fully carbon fiber extension.

Value-Driven Power & Versatility for Every

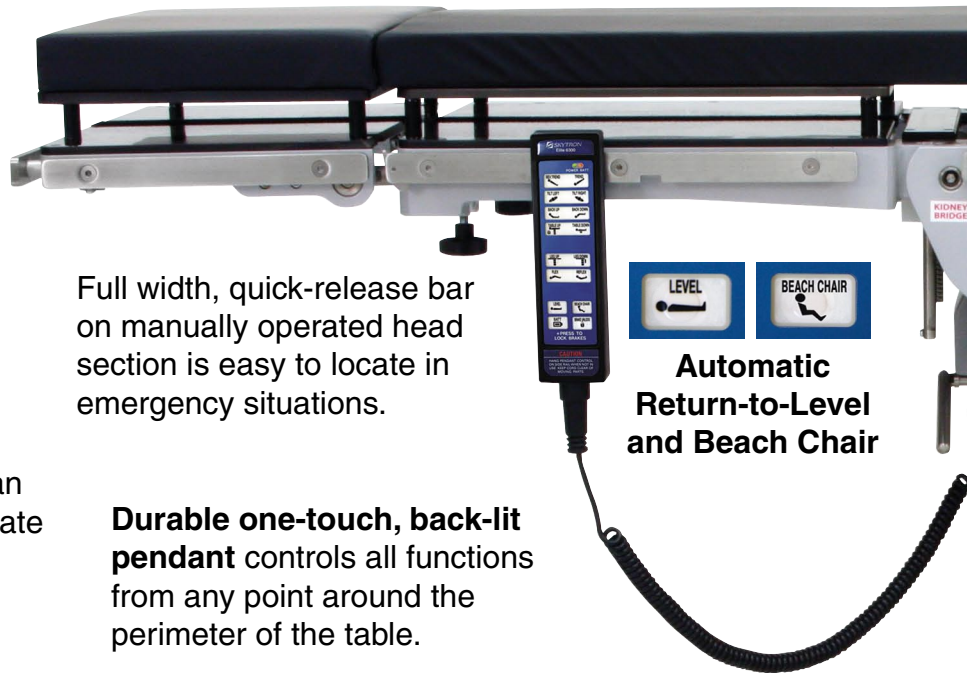
Head section can be used as a foot extension during transfer.

Built-in manual kidney bridge provides an additional 4 inches of lift.

Optional snap-on raised radiographic top permits fast, easy side loading of full-size X-ray cassettes.

Radiolucent top permits clear, sharp image resolution.

Adjustable head section can be extended to accommodate taller patients.



Full width, quick-release bar on manually operated head section is easy to locate in emergency situations.

Automatic Return-to-Level and Beach Chair

Durable one-touch, back-lit pendant controls all functions from any point around the perimeter of the table.




Table base illuminated On/Off power switch & battery life indicator.

Back-up controls for emergency situations.

Recharge port.



Optional three-function foot control.



Narrow base design provides toe space clearance to eliminate surgeon back strain.

Full Table Functions



39-3/4 inch Maximum Table Height



25 inch Minimum Table Height



90° Reflex



40° Flex



20° Leg Up



100° Leg Down

Procedure

Exclusive 210° rotating top facilitates C-arm access, patient positioning and surgeon comfort.

Large perineal cut-out for better access.

Removable Leg Section

Standardized side rails accept most accessories.



Unique frame construction eliminates cross-members and allows unobstructed C-arm access.

Fluid resistant stainless steel base and column are durable and easy to clean.

25 inch Low Table Height

4-point brake system maximizes table stability.

Self-leveling brakes automatically compensate for uneven floors and assure a solid work surface.

Swivel casters permit side movement for ease of cleaning between cases.

Fully mechanical brake release.

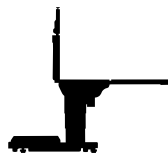


Optional 40 inch Carbon Fiber Section provides obstruction free body imaging.

1,000 lb. Lift & 600 lb. Articulating Capacity



Optional 30 inch Table Pads with Side Extensions and Foot Board are also available.



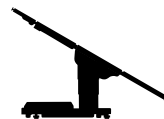
90° Back Up



40° Back Down



30° Trendelenburg



30° Reverse Trendelenburg



30° Lateral Tilt-Right



30° Lateral Tilt-Left

Elite 6300 General Purpose Positioning Guidelines



Upper Body Imaging



Lower Body Imaging



Lap Nissen



Urology



Ophthalmic/ENT



Nephrectomy

Veradius mobile C-arm provided courtesy of Philips Healthcare.



Neuro (neck)



Neuro (lumbar)



Shoulder Arthroscopy



Neuro (head)



Hip Revision



Cardiovascular

Veradius mobile C-arm provided courtesy of Philips Healthcare.

Elite 6300

Surgical Table Specifications

Technical Specifications:

Length w/o head rest	65 inch	1650mm
Length with head rest	79-1/8 inch	2010mm
Width (back / seat plate)	19-3/4 inch	500mm
Width with side rails	21-7/8 inch	555mm

Adjustments via pendant control:

Height	25-39-3/4 inch	634-1010mm
Lateral tilt (left/right)	30°	
Trendelenburg	30°	
Reverse Trendelenburg	30°	
Back up/down	90°/40°	
Leg up/down	20°/100°	
Return to level (anatomically correct return to horizontal position from articulated positions)		
Beach Chair		
Flex/Reflex	40°/90°	
Base braking (lock/unlock)		

Adjustments via manual control:

Manual Kidney Bridge	4.0 inch Lift	100mm Lift
Top Rotation	210°	
Head Section	60° up/90° down	
Weight of operating table:	700 lbs.	320kg
Max. permissible load:	1000 lbs. (450kg) Lift	
	600 lbs. (270kg) Articulation	



Full function, electrohydraulic battery powered surgical table features 210° top rotation, 1,000 lb. (450kg) lift & 600 lb. (270kg) articulation capacity. Table is equipped with a removable 15 ft. (4.5m) power cord for battery charging. Four (4) conductive casters. Four point braking system with push button operation, including manual override for safety and stability. Hand held back-lit pendant control includes steel housing design providing extreme durability. Pendant permits control at any point around table's perimeter.

