



UltraSlide 3600B



*The Most Powerful & Versatile Top Slide
Surgical Table in the Industry*

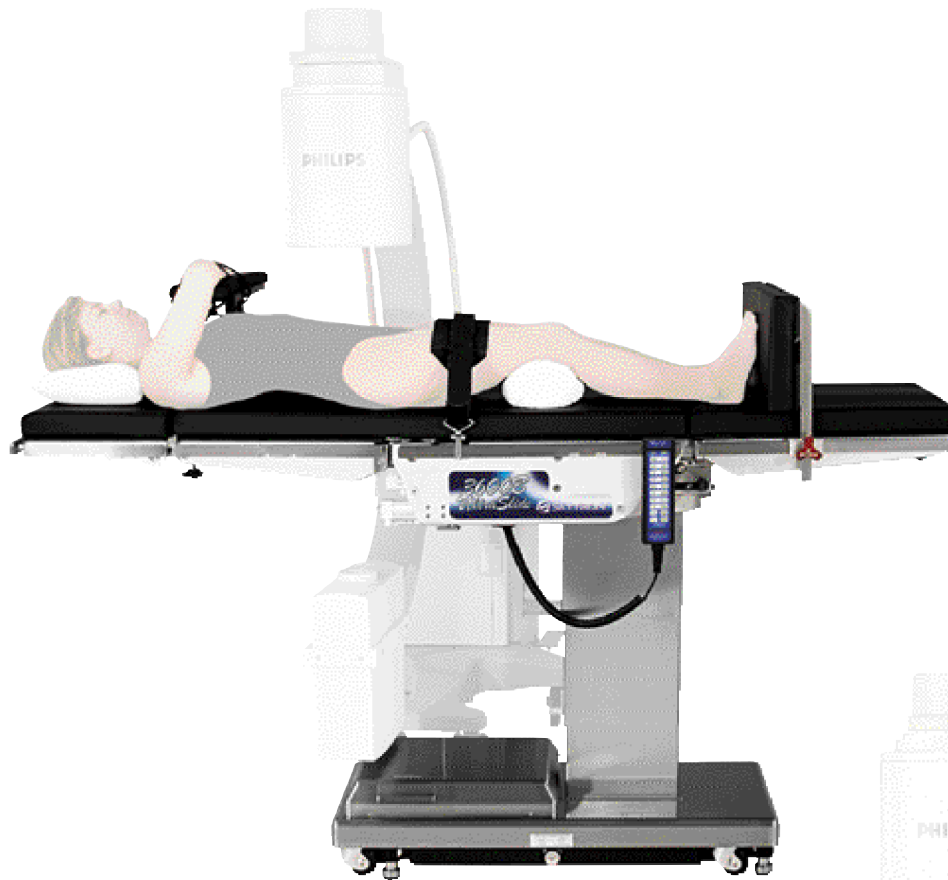
Advancing the Leadership in Top Slide Surgical Table Performance

The UltraSlide 3600B provides 23 in. Top Slide, full table features and optimal patient positioning for C-arm access, including powerful 1,000 lb. lift and 800 lb. articulation. Removable back and leg sections and Auto Beach Chair position provide flexible patient positioning options for every procedure.



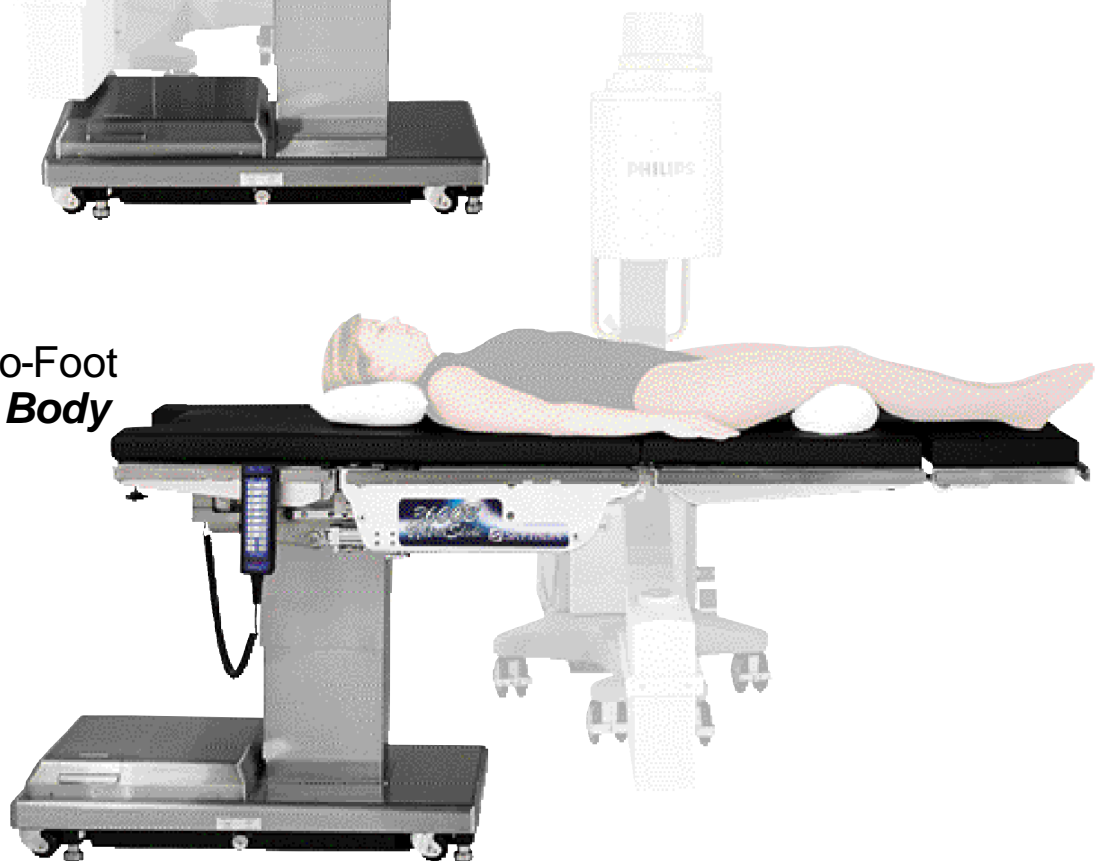
From ease of set-up to the reduced need for multiple support accessories the UltraSlide 3600B does it all

Smooth & Responsive 23 in. Top Slide Range at the Touch of a Button



9-1/2 in. Slide-to-Head for Full **Upper Body** Imaging

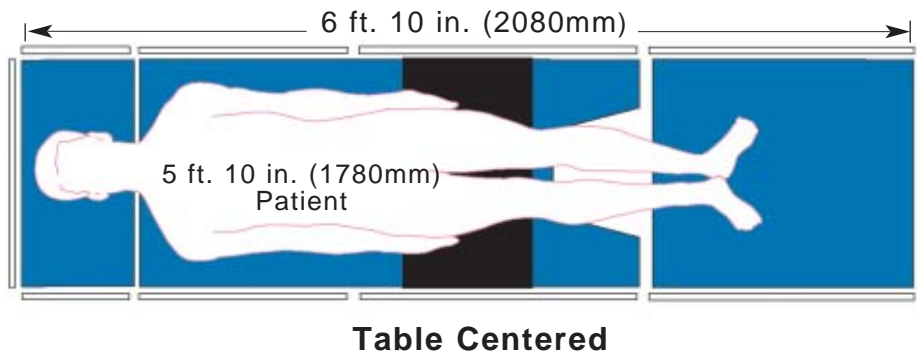
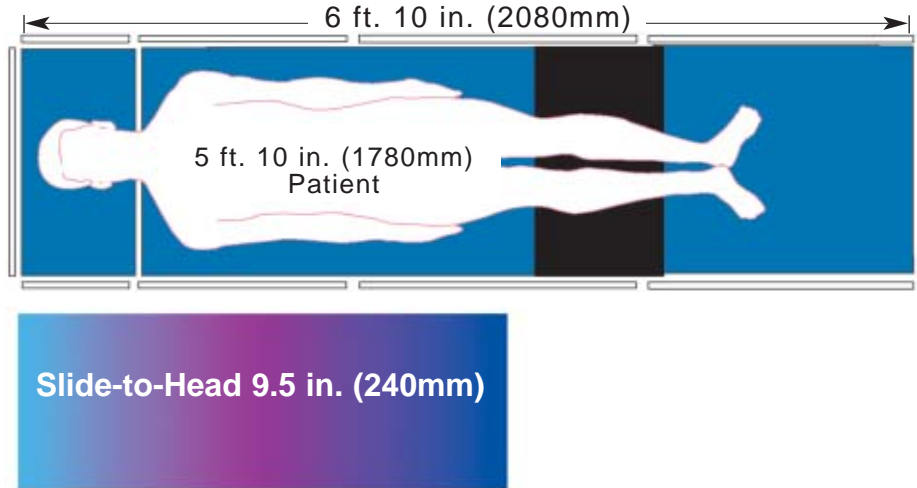
13-1/2 in. Slide-to-Foot for Full **Lower Body** Imaging



UltraSlide 3600B imaging area

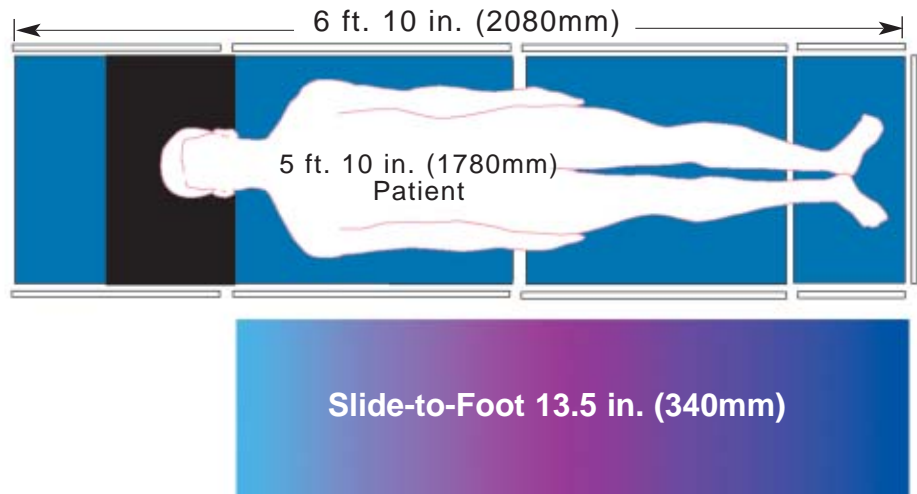
Upper Body Imaging Coverage

- Pacemaker Insertions
- Hickman Catheters
- Broviac Insertions
- Shunts
- IVC Filters
- Lung Biopsies
- Cholangiography
- Cardiovascular
- Thoracic
- Kidney
- Gall Bladder
- Laparoscopy
- Total Hip Revisions
- Ophthalmic
- Orthopedic
- Upper Limb Arthroscopy
- Neurosurgery
- Spinal
- Implantable Defibrillation
- Endoscopy



Lower Body Imaging Coverage

- Spinals
- Femoral Popliteal Bypass
- Laser Angioplasty
- Endovascular
- Orthopedic
- Lower Limb, Non-traction Orthopedic
- Laparoscopy
- Upper Limb Arthroscopy
- Cystoscopy
- Endourology
- Gynecology
- Abdominal
- Nissen Fundoplication

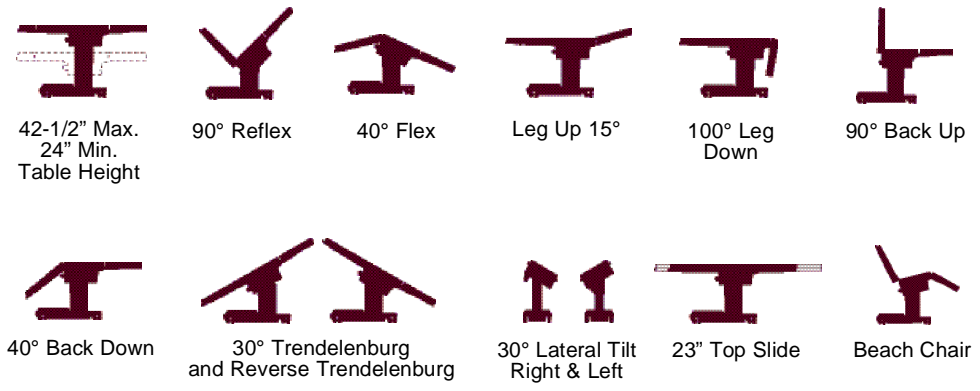


*Head section can be used as foot extension.

Durable Back-Lit, One Touch Pendant Control with Full Table Functions

It's simply the easiest and most durable pendant to use from any location around the surgical table, with convenient back-lighting for high visibility when working in low light environments.

- n Simple One Touch Operation
- n Back-Lit Control for High Visibility in Low Lighting
- n Audible Alarm for Kidney Bridge/ Back Up Articulation
- n Anatomically Correct Return-to-Level
- n Anatomically Correct Beach Chair Position
- n Recessed Buttons to Eliminate Accidental Activation
- n Exceptionally Durable, Water Resistant
- n Can be used in conjunction with optional Three Function Foot Control



Removable Back and Leg Sections Enhance Imaging Flexibility



Removable Back Section



Removable Leg Section



*Speedy Powered Shoulder Attachment
(with Back Section Removal)*



*Speedy Urology Set Up Providing
Optimal Patient Access
(with Leg Section Removal)*

Additional clinical benefits of removable back and leg sections include improved anesthesia access to shorter patients in lithotomy position and enhanced leg room for seated surgeons. Lower table heights are also more easily achieved by removing vs. lowering the leg section, thereby eliminating any articulation conflicts with the floor.

Speedy Set-Ups for Specialty Procedures & Auto Beach Chair Function



Removal of back section provides speedy attachment of Power Shoulder Arthroscopy Positioner. Auto Beach Chair Function takes the work out of positioning patients for shoulder arthroscopy and other Upper Body procedures.



(40 in. Carbon Fiber Extension)

Removable Leg Section permits surgeons more leg room, lower table height positioning for Urology, Cysto/Gyn, as well as enhanced imaging capabilities for Vascular and other Lower Body procedures.

Feature for Feature the Most Powerful and Versatile in the Industry!

**1,000 lb. (455kg) Lift
and 800 lb. (365kg)
Articulating Capacity**



Removable Head and Back Section



Battery Life Indicator & Table Base
Twist-Lock Cord Connection Prevents
Fluid Ingress.



Adjustable Head
Section with Quick
Release Bar for
Emergencies



Full Length X-Ray (Bucky)
Top Accessory for Image
Capture



Secondary Function
Switches for Backup to
Primary Control



Power Kidney Bridge
for Safe and Easy
Positioning

Full Function, Top Slide Surgical Table



**Exclusive 23 in. (584mm)
Top Slide**

Removable Leg Section



Optional 40 in. (1020mm) Carbon Fiber Extension
for Specialty Imaging Requirements (Back/Leg)
P/N 4-030-40



Durable, Back-Lit
Pendant Control



Manual Emergency
Brake Unlock Knob



Self Leveling Brakes for
Stability on Uneven
Floors



Unique Table
Accessories for Safe
and Improved
Positioning

UltraSlide 3600B positioning guidelines

Upper Body Imaging



Multi-Task Armboard 2-020-02
Restraint Strap 6-010-41-B
10 in. (250mm) Foot Extension /
Board 4-030-13
Sure Clamp 6-040-08

Lower Body Imaging




Head Section used as Foot Extension

** C-Arm courtesy of Philips Medical Systems, Inc.*

***Upper Body Imaging with 40 in.
Carbon Fiber Extension***

Restraint Strap 6-010-41-B
10 in. (250mm) Foot Extension /
Board 4-030-13
Sure Clamp 6-040-08
40 in. Carbon Fiber
Extension 4-030-40



***Lower Body Imaging with 40 in.
Carbon Fiber Extension***

Multi-Task Armboard 2-020-02
Sure Clamp 6-040-08
40 in. Carbon Fiber
Extension 4-030-40



UltraSlide 3600B positioning guidelines

Lap Nissen

Multi-Task Armboard 2-020-02

Pelvic Tilt Seat 3-040-07

Universal Split Leg 4-030-60

Split Leg Foot Rest 4-030-01

Sure Clamp 6-040-08



Urology

Urology Bracket Set 4-040-16

Pouches (10) 4-040-14-10

Levigator Stirrups 4-090-03-1

Multi-Task Armboard 2-020-02

EZ Grip Clamp 6-030-05-1

Sure Clamp 6-040-08

* C-Arm courtesy of Philips Medical Systems, Inc.

Neuro (Neck)

Raised Armboard 2-020-01-1
Restraint Strap 6-010-41-B
10 in. (250mm) Foot Extension /
Board 4-030-13
Sure Clamp 6-040-08



Neuro (Lumbar)

Multi-Task Armboard 2-020-02
Restraint Strap 6-010-41-B
Sure Clamp 6-040-08



UltraSlide 3600B positioning guidelines

Ophthalmic / ENT

Standard Armboard 2-010-02
Restraint Strap 6-010-41-B
10 in. (250mm) Foot Extension /
Board 4-030-13



Kidney / Thoracic

Multi-Task Armboard 2-020-02
Chest & Waist Support (pr.) 3-010-01
Restraint Strap 6-010-41-B
Standard Armboard 2-010-02
10 in. (250mm) Foot Extension /
Board 4-030-13
Sure Clamp 6-040-08

Shoulder Arthroscopy

Beach Chair Shoulder Positioner
3-040-20
10 in. (250mm) Foot Extension /
Board 4-030-13



Lumbar

Multi-Task Armboard 2-020-02
Restraint Strap 6-010-41-B
18 in. (460mm) Knee Rest
4-030-10-B
Sure Clamp 6-040-08



* C-Arm courtesy of Philips Medical Systems, Inc.

UltraSlide 3600B specialty procedures

Orthopedic (with Traction Accessories)

3600B Orthopedic Package D7-070-73

Multi-Task Armboard 2-020-02

Sure Clamp 6-040-08



UltraSlide 3600B for bariatric surgery



24 in. Low Table Height

From General Purpose to Bariatric Surgery, the UltraSlide 3600B Does it All!

- 1,000 lb. Lifting Capacity, 800 lb. Articulation Capacity
- Tested to 4X the Weight Safety Factor
- 30° Patient Articulation
- Full Body Imaging Coverage
- Automatic 4-Point, Self-leveling Brake Safety System
- Full Line Bariatric Table Accessories



Table width expands to 30 inches for extra wide patients.

UltraSlide 3600B bariatric positioning

Abdominal

Standard Armboard 2-010-02



Head Section used as Foot Extension


Gastro / Intestinal

Standard Armboard 2-010-02

Split Leg Section 4-030-61

Foot Rests 4-030-04

Sure Clamp 6-040-08



* C-Arm courtesy of Philips Medical Systems, Inc.

Ophthalmic / ENT

Standard Armboard 2-010-02

Restraint Strap 6-010-41-X



GYN / Endourology / Cystoscopy

Standard Armboard 2-010-02

4 in. Sof Pad 2-010-02-4S

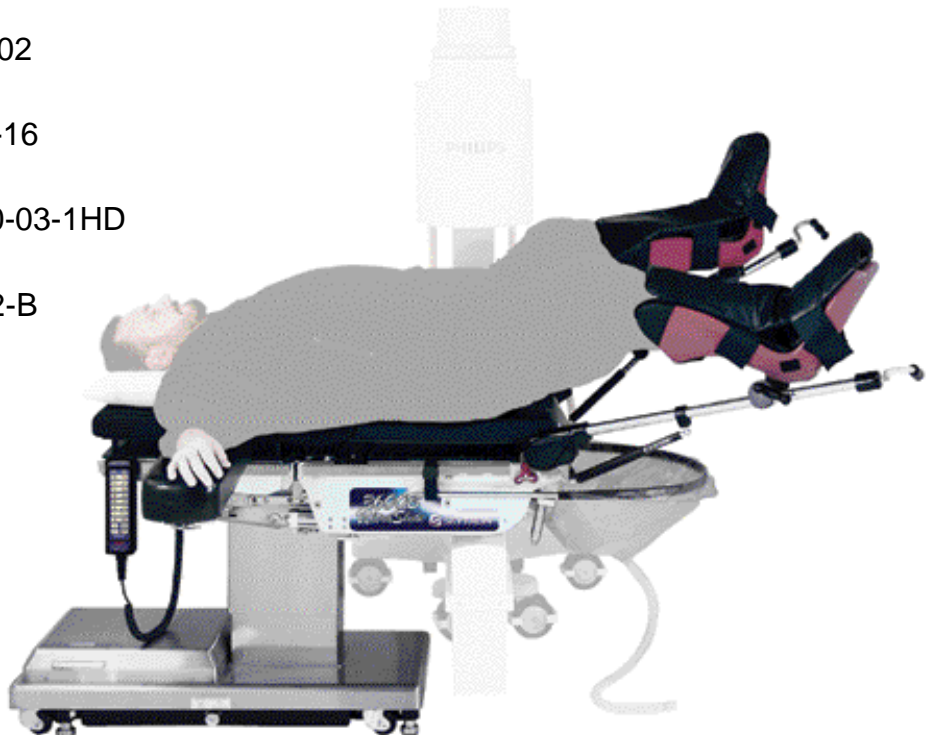
Urology Bracket Set 4-040-16

Pouches (10) 4-040-14-10

HD Levitator Stirrups 4-090-03-1HD

EZ Grip Clamp 6-030-05-1

Radiographic Top 5-010-22-B



UltraSlide 3600B

surgical table specifications

Technical Specifications:

Length w/o head rest	69 in.	1750mm
Length with head rest	82 in.	2080mm
Width	19.75 in.	500mm
Width with side rails	22 in.	560mm



Adjustments via hand control:

Height	24-42.5 in.	610-1080mm
Lateral tilt (left/right)	30°	
Trendelenburg	30°	
Reverse Trendelenburg	30°	
Power Kidney Bridge	5.75 in.	145mm Lift
Back up/down	90°/40°	
Leg down	15°/100°	
Return to level (anatomically correct return to horizontal position from articulated positions)		
Top slide/head	9.5 in.	240mm
slide/foot	13.5 in.	340mm
Flex/Reflex	40°/90°	
Base braking (lock/unlock)		
Beach Chair		

Weight of operating table 800 lb. (365kg)

Max. permissible load 1000 lb. (455kg) Lift
800 lb. (365kg) Articulation

Full function, electrohydraulic battery powered surgical table features 23 in. (585mm) longitudinal top slide, 1000 lb. (455kg) lift and 800 lb. (365kg) articulation capacity. Table is equipped with a removable 15 ft. (457cm) power cord for battery charging. Four (4) conductive casters, four point braking system with push button operation including manual override for safety and stability. Hand held, back-lit pendant control includes steel housing design providing extreme durability. Pendant permits control at any point around table's perimeter.

Local Representative